

High Density D Sub-Miniature Connectors

The high density D range incorporates 15, 26, 44, 62 & 78 contacts in standard D sub-miniature shell sizes.

Termination styles available include solder bucket, straight PCB mounting, right angle PCB mounting and crimp contacts. Crimp connector housings and crimp contacts are supplied as separate items. Contacts are available as machined or stamped and formed with a variety of plating finishes.

Specification:

Mechanical Data:

Shell: steel, tin plated; pin shell with dimples

Insulator: thermoplastic; glassfilled UL94V-O

Pin contacts: Gold flash all over (other platings available)

Socket contacts: Gold flash all over (other platings available)

Electrical Data:

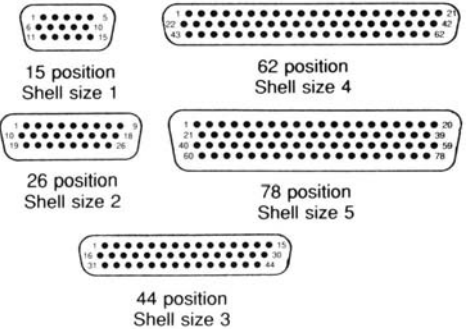
Current Rating: 3A typically

Contact resistance: ≤ 10 MOhm typically

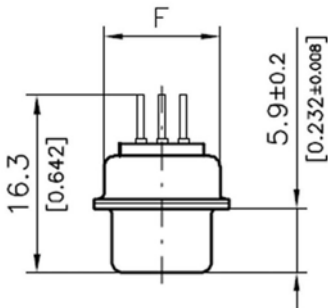
Insulation resistance: ≥ 5000 MOhm typically

Test voltage: 1000V typically

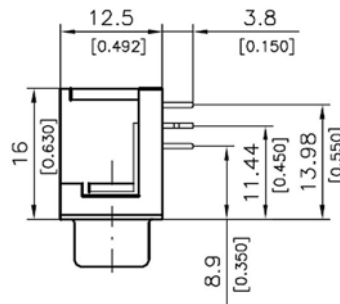
Operating temperature -55°C to 105°C



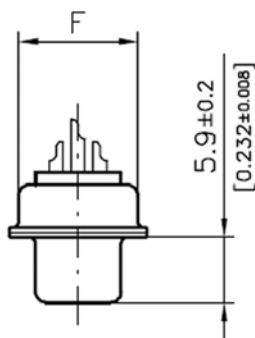
Note: arrangements show mating face of plug



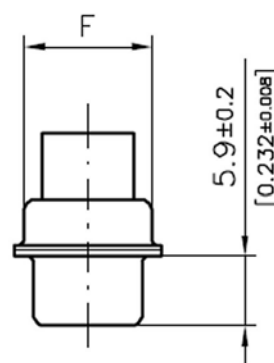
Straight PCB



Right Angle PCB



Solder Pot



Crimp

Shell sizes 1-4	F = 12.5 (0.492)	G = 10.7 (0.421)
Shell size 5	F = 15.4 (0.606)	G = 13.6 (0.535)

High Density D Subminiature Connectors

Ordering Code

D P H - 026 - B D 17 AD

Series:

D = D Subminiature

Product Gender:

P = Plus

S = Socket

Product Version:

H = High Density

No. of contacts:

015 - 15 contacts (size 1)

026 - 26 contacts (size 2)

044 - 44 contacts (size 3)

062 - 62 contacts (size 4)

078 - 78 contacts (size 5)

Termination Style:

B = Solder Bucket - stamped & formed

C - Solder bucket - machined

D - Right Angled - stamped & formed

E - Right Angle - machined

F - Straight dip solder contacts - stamped & formed

G - Straight Dip Solder - machined

Z - Crimp (order contacts separately)

Contact Plating:

C = 30µ Au over Nickel

D = Gold Flash over Nickel

F - Gold Flash on mating surface with Tin tails

Z - Crimp (order contacts separately)

Mounting Style - Vertical Face:

01 = Standard Flange Mounting

12 - Clinch nut - rear mounting 4-40 UNC

17 - Hex. Nut mounting 4-40 UNC

Mounting Style - Horizontal Face:

AD - Metal bracket with short grounding lock clip

ZZ = Use where a horizontal face is not applicable i.e. metal shell version (standard)

Mounting type - Unit: Millimeter (inch)

